

## Ocean Freight

UPS Supply Chain Solutions® offers a full array of freight forwarding and transportation services. Using our global network, we can manage your ocean freight transportation and accommodate various shipment sizes. Our advanced tracking technology provides visibility of critical milestones.

### Streamlined freight forwarding

We can provide a single, streamlined source to book your cargo, arrange for pickup and manage the shipping documentation.

### Comprehensive ocean transportation services

As a top ten Non-Vessel Operating Common Carrier (NVOCC)\*, we can maximize your routing and transit time options by managing your ocean shipments from door-to-door with ease, visibility and global reach.

### Full-container-load service

We offer frequent departures at competitive rates for full-container-load (FCL) shipments from all major ports around the world.

### Less-than-container-load service

We provide less-than-container-load (LCL) departures between all major markets, managing every step to give you visibility throughout the process.

### Supplier Management

Utilizing our global infrastructure, we manage your purchase orders and provide you with visibility and reporting down to the carton or SKU/item level.












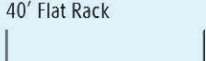
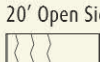
### Customs Brokerage

As one of the world's largest customs brokers, we can transmit your shipment data to the destination prior to the vessel's arrival, initiating the customs clearance process to help ensure timely release of your goods.

\* Provided through UPS Ocean Freight Services, Inc.



**WE ♥ LOGISTICS™**

EQUIPMENT	INTERIOR DIMENSIONS*		DOOR OPENING		TOP OPENING		TARE WEIGHT**	CUBIC CAPACITY	PAYLOAD***
20' Dry Freight 	L: 592 cm W: 234 cm H: 238 cm	233 in. 92 in. 94 in.	W: 229 cm H: 228 cm	90 in. 90 in.			1,900 kg 4,189 lbs	33.0 cbm 1,165 cu. ft.	22,100 kg 48,721 lbs
40' Dry Freight 	L: 1,205 cm W: 234 cm H: 238 cm	474 in. 92 in. 94 in.	W: 228 cm H: 228 cm	90 in. 90 in.			3,084 kg 6,799 lbs	67.3 cbm 2,377 cu. ft.	27,396 kg 60,397 lbs
40' High Cube Dry 	L: 1,206 cm W: 235 cm H: 268 cm	475 in. 92 in. 106 in.	W: 234 cm H: 259 cm	92 in. 102 in.			2,900 kg 6,393 lbs	76.0 cbm 2,684 cu. ft.	29,600 kg 65,256 lbs
45' High Cube Dry 	L: 1,358 cm W: 235 cm H: 269 cm	535 in. 92 in. 106 in.	W: 234 cm H: 259 cm	92 in. 102 in.			3,900 kg 8,598 lbs	85.7 cbm 3,025 cu. ft.	28,600 kg 63,052 lbs
20' Reefer 	L: 543 cm W: 227 cm H: 224 cm	214 in. 89 in. 88 in.	W: 229 cm H: 219 cm	90 in. 86 in.			2,940 kg 6,482 lbs	27.5 cbm 971 cu. ft.	24,060 kg 53,043 lbs
40' Reefer 	L: 1,121 cm W: 225 cm H: 218 cm	441 in. 88 in. 86 in.	W: 222 cm H: 212 cm	87 in. 83 in.			4,840 kg 10,670 lbs	54.9 cbm 1,939 cu. ft.	25,640 kg 56,526 lbs
40' High Cube Reefer 	L: 1,163 cm W: 229 cm H: 251 cm	458 in. 90 in. 99 in.	W: 229 cm H: 254 cm	90 in. 100 in.			4,430 kg 9,766 lbs	66.9 cbm 2,363 cu. ft.	28,070 kg 61,883 lbs
45' High Cube Reefer 	L: 1,310 cm W: 229 cm H: 251 cm	516 in. 90 in. 99 in.	W: 229 cm H: 254 cm	90 in. 100 in.			5,200 kg 11,464 lbs	75.4 cbm 2,663 cu. ft.	27,300 kg 60,186 lbs
20' Open Top 	L: 592 cm W: 234 cm H: 229 cm	233 in. 92 in. 90 in.	W: 229 cm H: 225 cm	90 in. 89 in.	L: 543 cm W: 222 cm	214 in. 87 in.	2,174 kg 4,793 lbs	31.6 cbm 1,116 cu. ft.	21,826 kg 48,117 lbs
40' Open Top 	L: 1,204 cm W: 234 cm H: 227 cm	474 in. 92 in. 89 in.	W: 228 cm H: 228 cm	90 in. 90 in.	L: 1,159 cm W: 216 cm	456 in. 85 in.	4,300 kg 9,480 lbs	64.0 cbm 2,260 cu. ft.	26,181 kg 57,720 lbs
20' Flat Rack 	L: 566 cm W: 244 cm H: 233 cm	223 in. 96 in. 92 in.					2,530 kg 5,578 lbs		21,470 kg 47,333 lbs
40' Flat Rack 	L: 1,208 cm W: 244 cm H: 210 cm	476 in. 96 in. 83 in.					5,480 kg 12,081 lbs		25,000 kg 55,115 lbs
20' Open Side/Open Top 	L: 593 cm W: 232 cm H: 226 cm	233 in. 91 in. 89 in.	W: 224 cm H: 228 cm	88 in. 90 in.	L: 535 cm W: 212 cm	211 in. 83 in.	2,775 kg 6,118 lbs	33.0 cbm 1,095 cu. ft.	21,225 kg 46,792 lbs

\* Container specifications may vary slightly depending on the steamship line or manufacturer.

\*\* Tare weight differentiates within equipment series.

\*\*\* Payload subject to legal road weight limitations. Equipment is subject to availability. Not all types of equipment are available in all trade lanes. (For clarification on specific equipment, please contact your local UPS Ocean Freight Services account representative).

# INCOTERMS® 2010: TERMS OF SALE\*

International trade terms to describe the rights and liabilities with regard to the sale and transport of goods.



SELLER'S RESPONSIBILITY

BUYER'S RESPONSIBILITY



SELLER

BUYER

<b>EXW (EX WORKS)</b> NAMED PLACE	TRANSPORT <b>ALL MODES</b>	PRODUCT COST AND EXPORT BOXING	EXPORT DOCUMENT FORMALITIES	INLAND FREIGHT	CONSULAR WORK	TERMINAL LOADING FEES	AIR OR SURFACE FREIGHT	UNLOADING FROM MEANS OF CONVEYANCE	INSURANCE (1)	INLAND FREIGHT	IMPORT DUTY/ GST	IMPORT BROKER'S FEES
<b>FAS (Free Alongside Ship)</b> NAMED PORT	<b>OCEAN ONLY</b>	PRODUCT COST AND EXPORT BOXING	EXPORT DOCUMENT FORMALITIES	INLAND FREIGHT	CONSULAR WORK (5)	TERMINAL LOADING FEES (2)	OCEAN FREIGHT	UNLOADING FROM MEANS OF CONVEYANCE	INSURANCE (1)	INLAND FREIGHT	IMPORT DUTY/ GST	IMPORT BROKER'S FEES
<b>FCA (Free Carrier)</b> NAMED PLACE	<b>ALL MODES</b>	PRODUCT COST AND EXPORT BOXING	EXPORT DOCUMENT FORMALITIES	INLAND FREIGHT	CONSULAR WORK	TERMINAL LOADING FEES (4)	AIR OR SURFACE FREIGHT	UNLOADING FROM MEANS OF CONVEYANCE	INSURANCE (1)	INLAND FREIGHT	IMPORT DUTY/ GST	IMPORT BROKER'S FEES
<b>FOB (Free on Board)</b> NAMED PORT	<b>OCEAN ONLY</b>	PRODUCT COST AND EXPORT BOXING	EXPORT DOCUMENT FORMALITIES	INLAND FREIGHT	CONSULAR WORK	TERMINAL LOADING FEES	OCEAN FREIGHT	UNLOADING FROM MEANS OF CONVEYANCE	INSURANCE (1)	INLAND FREIGHT	IMPORT DUTY/ GST	IMPORT BROKER'S FEES
<b>CFR (Cost and Freight)</b> NAMED PORT	<b>OCEAN ONLY</b>	PRODUCT COST AND EXPORT BOXING	EXPORT DOCUMENT FORMALITIES	INLAND FREIGHT	CONSULAR WORK	TERMINAL LOADING FEES	OCEAN FREIGHT	UNLOADING FROM MEANS OF CONVEYANCE	INSURANCE (1)	INLAND FREIGHT	IMPORT DUTY/ GST	IMPORT BROKER'S FEES
<b>CIF (Cost, Insurance and Freight)</b> NAMED PORT	<b>OCEAN ONLY</b>	PRODUCT COST AND EXPORT BOXING	EXPORT DOCUMENT FORMALITIES	INLAND FREIGHT	CONSULAR WORK	TERMINAL LOADING FEES	OCEAN FREIGHT	UNLOADING FROM MEANS OF CONVEYANCE	INSURANCE <u>REQUIRED</u>	INLAND FREIGHT	IMPORT DUTY/ GST	IMPORT BROKER'S FEES
<b>CPT (Carriage Paid To)</b> NAMED PLACE OF DESTINATION	<b>ALL MODES</b>	PRODUCT COST AND EXPORT BOXING	EXPORT DOCUMENT FORMALITIES	INLAND FREIGHT	CONSULAR WORK	TERMINAL LOADING FEES	AIR OR SURFACE FREIGHT	UNLOADING FROM MEANS OF CONVEYANCE	INSURANCE (1)	INLAND FREIGHT (3)	IMPORT DUTY/ GST	IMPORT BROKER'S FEES
<b>CIP (Carriage and Insurance Paid To)</b> NAMED PLACE OF DESTINATION	<b>ALL MODES</b>	PRODUCT COST AND EXPORT BOXING	EXPORT DOCUMENT FORMALITIES	INLAND FREIGHT	CONSULAR WORK	TERMINAL LOADING FEES	AIR OR SURFACE FREIGHT	UNLOADING FROM MEANS OF CONVEYANCE	INSURANCE <u>REQUIRED</u>	INLAND FREIGHT (3)	IMPORT DUTY/ GST	IMPORT BROKER'S FEES
<b>DAT (Delivered at Terminal)</b> PLACE/PORT	<b>ALL MODES</b>	PRODUCT COST AND EXPORT BOXING	EXPORT DOCUMENT FORMALITIES	DELIVERY CHARGES TO FINAL DESTINATION	CONSULAR WORK	TERMINAL LOADING FEES	AIR OR SURFACE FREIGHT	UNLOADING FROM MEANS OF CONVEYANCE	INSURANCE (1)	INLAND FREIGHT	IMPORT DUTY/ GST	IMPORT BROKER'S FEES (1)
<b>DAP (Delivered at Place)</b> PLACE	<b>ALL MODES</b>	PRODUCT COST AND EXPORT BOXING	EXPORT DOCUMENT FORMALITIES	DELIVERY CHARGES TO FINAL DESTINATION	CONSULAR WORK	TERMINAL LOADING FEES	AIR OR SURFACE FREIGHT	UNLOADING FROM MEANS OF CONVEYANCE	INSURANCE (1)	INLAND FREIGHT	IMPORT DUTY/ GST	IMPORT BROKER'S FEES (1)
<b>DDP (Delivery Duty Paid)</b> NAMED PLACE OF DESTINATION	<b>ALL MODES</b>	PRODUCT COST AND EXPORT BOXING	EXPORT DOCUMENT FORMALITIES	INLAND FREIGHT	CONSULAR WORK	TERMINAL LOADING FEES	AIR OR SURFACE FREIGHT	UNLOADING FROM MEANS OF CONVEYANCE	INSURANCE (1)	INLAND FREIGHT	IMPORT DUTY/ GST	IMPORT BROKER'S FEES (1)



WE ♥ LOGISTICS™

\* Risk does not follow cost

1) Negotiated outside of the INCOTERMS. Buyer or seller may have additional "insurable interest" and prudence may indicate purchase of additional coverage.

2) Terminal fee goes to seller, vessel loading to buyer.

3) Item depends on named place.

4) Terminal charge goes to seller if loaded at seller's door, terminal charge goes to buyer if loaded at carrier's terminal.

5) Seller assists in obtaining consular work. International Chamber of Commerce (ICC) arbitration is available if noted as part of the contract between the seller and buyer.

Note: This chart is for informational purposes only. UPS Ocean Freight Services, Inc. recommends consulting a trade attorney for all international transactions.

INCOTERMS® 2011 are Copyright ©  
2010-2011 by ICC Publishing S.A.  
All rights reserved. 01970511 REV 11/11